


LITONEX

Exteriores

Cement-based adhesive for natural stone tiling.



GlobalEPD
A VERIFIED ENVIRONMENTAL DECLARATION



CTAP approved



Reduces efflorescence



High adherence



Interior/Exterior

DESCRIPTION

Product homologated by the CTAP (Andalusian Technological Center of the Stone) for laying indoor and outdoor marble of low/medium/high multi-absorption. Reduces the appearance of salts in marble surfaces and develops a high adherence. Product with a high polymeric percentage which provides a high flexibility (S1). It is suitable for stable and not as stable application surfaces. It develops a high shear adhesive strength.





APPLICATIONS

Marble tiling with varying degrees of absorption (high, medium and low) for indoor and outdoor floors and for indoor finishes. A double glue technique should be used for tiles larger than 900 cm² (30 cm x 30 cm).

APPLICATION SURFACES

Conventional surfaces and cement-based mortar floors and finishes. The application surface must be hard, perfectly set and free from dust, paint, oil, etc

INSTRUCTIONS FOR USE

1. Add water and mix by hand or mechanically until you obtain a smooth paste of a workable consistency. 
2. Leave the paste to stand for 5 minutes and mix again before applying. 
3. Spread the paste on the surface in sections of a surface area no larger than 2 m², combing with a suitable trowel. If double gluing is required, spread the mixture over the back of the tile as well. 
4. Put the ceramic tiles on top of the freshly-laid adhesive, pressing lightly to ensure that the whole tile surface comes into contact with the adhesive, filling any grooves. 
5. Leave a joint of a width of at least 1.5 mm between indoor tiles and at least 5 mm between outdoor tiles.
6. Wait 24 hours before grouting wall tiles and 48 hours before grouting floor tiles.
7. Respect all perimeter and structural joints. Place one partition joint every 50 m² on indoor floors and one every 30 m² for outdoor floor tiling.

LITONEX Exteriores

Rev - 20/9/2023

WARNINGS AND RECOMMENDATIONS

- Do not apply this product when frost or rain are forecasted.
- Do not apply at temperatures below 5°C or above 35°C.
- In extreme weather conditions (wind or high temperatures), the product will dry more quickly than usual. This will result in a shorter open time.
- In high temperatures, windy conditions or if the application surface is very absorbent, it is advisable to moisten the surface and wait for the film of water to disappear before applying the product.
- Check, periodically, that a surface film has not formed on the adhesive paste once it has been spread onto the surface. If a film has formed, remove the product and apply a fresh coat.
- Check that the paste is sticky enough by periodically lifting one of the tiles already in place to ensure that it is well stuck down.
- Use within 1 year of date of packaging. Store the product in its original packaging in a dry, covered place protected from humidity.

AVAILABLE FORMATS

LITONEX Exteriores is available in 25 kg paper sacks with moisture-proof plastic lining, dispatched on shrink-wrapped pallets weighing a total of 1,600 kg (64 sacks).

TECHNICAL FEATURES

Appearance	White powder
Grain size	< 1 mm
Powder density	1,4 Kg/l
Mixing water	29 ± 1 %
Paste life	50 minutes
Open time	30 minutes
Adjustment time	30 minutes
Adhesion type	C2TE S1 according to UNE-EN 12004
Yield	approx 4 Kg/m ²

NOTE

The recommendations for use are based on our own knowledge and experience. The technical data provided have been obtained under normal laboratory conditions, and may therefore vary according to the environmental conditions in the place where the product is used. As the application conditions are beyond our control, the information provided here does not imply that the company accepts responsibility for any variations.